



■ Vers. L12

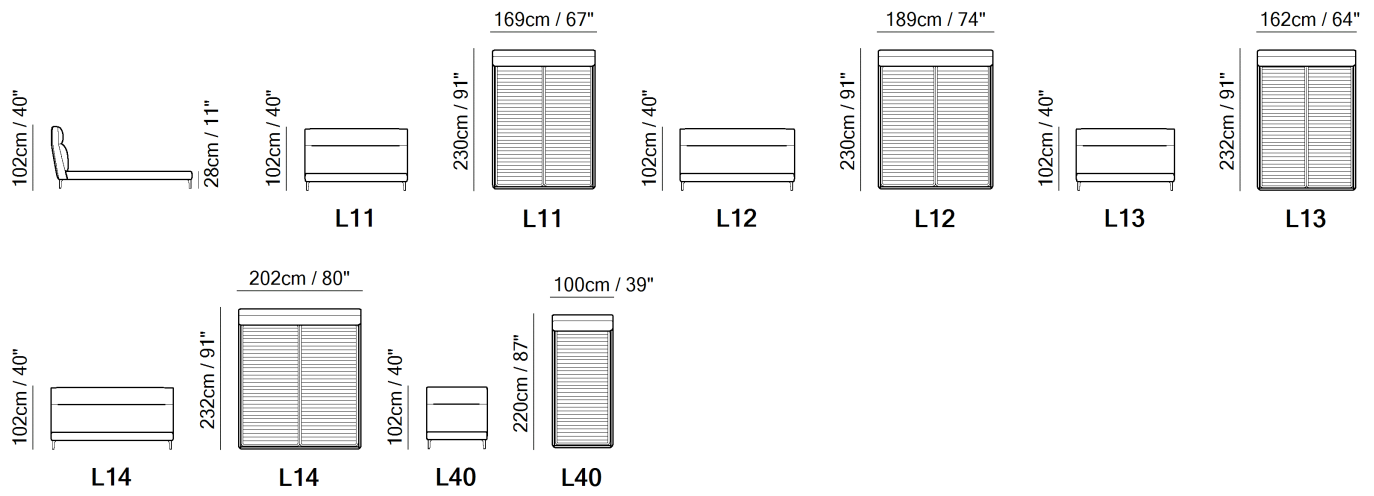


■ Vers. L12









■ Vers. L40

SCHEMATICS



TECHNICAL INFORMATION

	COVERING	Leather <input checked="" type="checkbox"/>	Soft Cover <input checked="" type="checkbox"/>				
	OPTIONS	Removable <input type="checkbox"/>	Contrast Stitching <input type="checkbox"/>				
	FILLING	Arms <input type="checkbox"/>	Fiber <input type="checkbox"/>	Seat cushion <input type="checkbox"/>	Fiber <input type="checkbox"/>	Back cushion <input type="checkbox"/>	Fiber <input type="checkbox"/>
			Foam <input type="checkbox"/>		Foam <input type="checkbox"/>		Foam <input type="checkbox"/>
			Feather/Fiber Mix <input type="checkbox"/>		Feather/Fiber Mix <input type="checkbox"/>		Feather/Fiber Mix <input type="checkbox"/>
			Feather <input type="checkbox"/>		Feather <input type="checkbox"/>		Feather <input type="checkbox"/>
	COMFORT	Standard Comfort <input checked="" type="checkbox"/>	Firm Comfort <input type="checkbox"/>				
	FUNCTION	Bed <input type="checkbox"/>	Electric motion <input type="checkbox"/>	Motion <input type="checkbox"/>	Recliner <input type="checkbox"/>	Sliding <input type="checkbox"/>	
	LEGS	Wood <input type="checkbox"/>	Metal <input checked="" type="checkbox"/>	Plastic <input type="checkbox"/>	Castors <input type="checkbox"/>	Upholstered <input type="checkbox"/>	

NOTES

- Available in leather (TG only) or fabric.
- Bed with split mesh in different sizes.
- MESH DIMENSION:
- Vers. L11: 160 x 200 cm (63 x 79 inch)
- Vers. L12: 180 x 200 cm (71 x 79 inch)
- Vers. L13: 153 x 203 cm (61 x 81 inch)
- Vers. L14: 193 x 203 cm (77 x 81 inch)
- Vers L40: 90 x 190 cm (36x75 inch)
- Metal legs available with matt black (79) or metal gold (90) finishings

NOTES
